

# Sustainability curriculum in the sustainability reports of UK universities

Katerina Kosta

PhD researcher

Oxford Brookes University

# Introduction

- ❑ student satisfaction (NUS-HEA survey 2010-2015)
- ❑ compliance (HEFCW, Scottish Government Act, QAA)
- ❑ reputation (People and Planet University League, Green Gown Awards, Responsible Futures, UI Green Metric)

# Research Questions

- ❑ How many UK universities publish a sustainability report?
- ❑ What is the up-to-date status of the reports?
- ❑ How is sustainability curriculum provision covered?



# Literature Review

<b>Vaughter et al</b>	<b>Lidstone et al</b>	<b>White</b>	<b>Fonseca et al</b>	<b>Lozano</b>
<b>2016</b>	<b>2015</b>	<b>2014</b>	<b>2011</b>	<b>2011</b>
Canada	Canada	US	Canada	GRI worldwide
12%	86%	81%	25%	6%

# Data Collection

- ❑ Sample: sustainability reports from all UK HEIs (n=167)
  - published from 2012 to 2016
  - whole institution approach
  - past achievements *not projected aims*
  - limitation
- ❑ Data collection: Google search using ‘university name’ and ‘sustainability’, led to university’s sustainability website.

# Data Analysis

## □ Data analysis

- Existence / non existence
- Academic year covered
- Sustainability curriculum coverage

Code 1: No reference to sustainability curriculum

Code 2: Single reference

Code 3: Less than 50% of the total provision

Code 4: More than 50% of the total provision

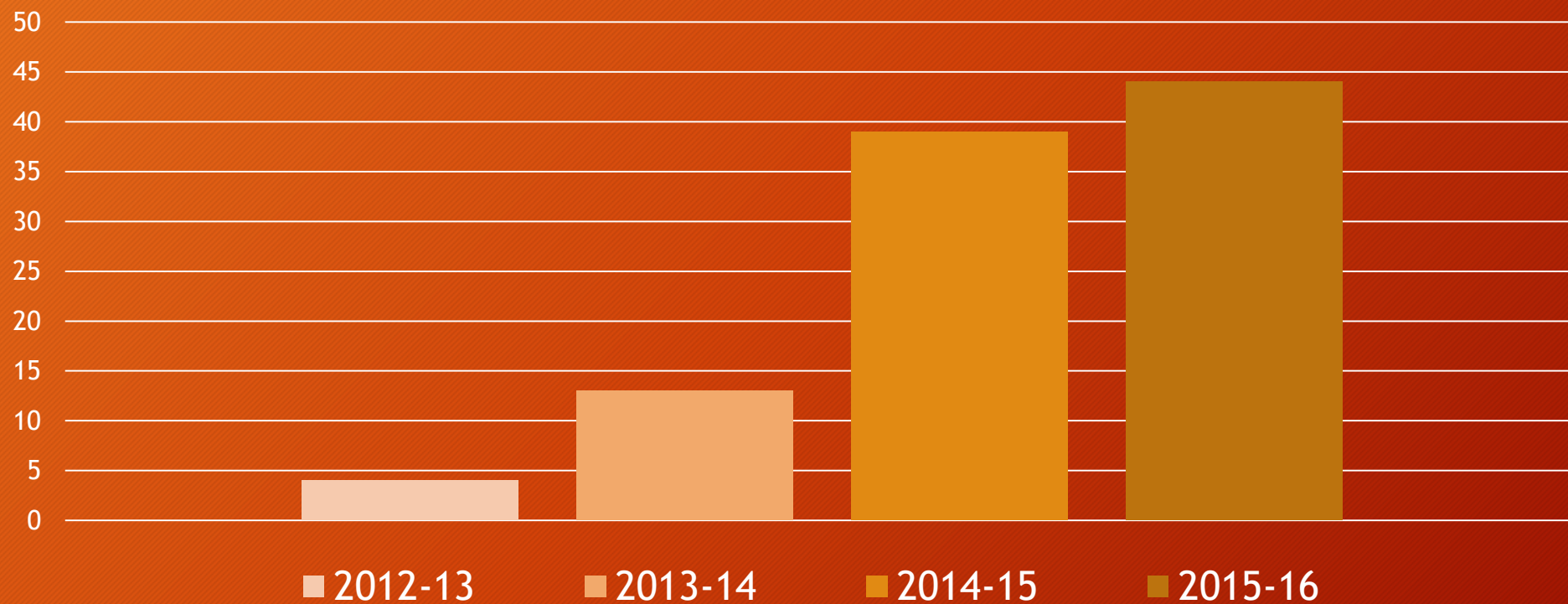


# Findings I

<b>Kosta 2017</b>	<b>Beveridge et al 2015</b>
UK	Canada
28%	50%

# Findings II

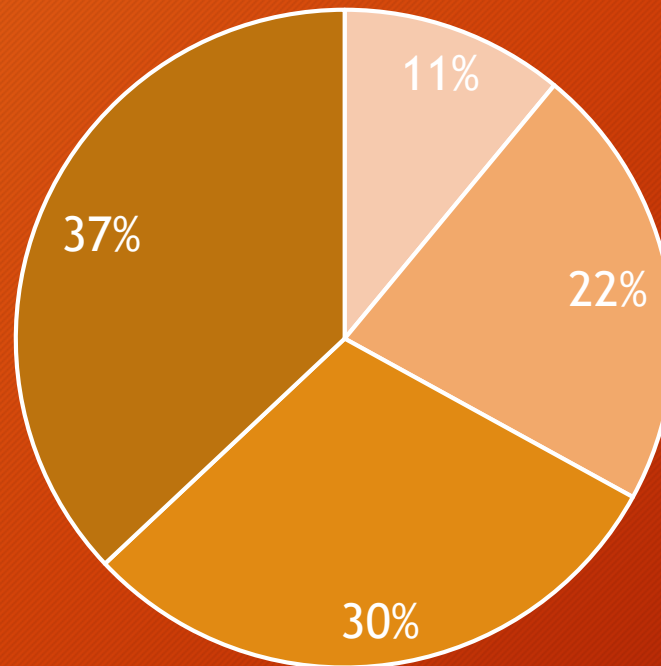
Up-to-date status of the reports





# Findings III

Curriculum coverage by UK HEIs sustainability reports



■ Code 1: No reference

■ Code 2: Single reference

■ Code 3: Less than 50% of total provision

■ Code 4: More than 50% of total provision

# Discussion

## Responsible Futures

### Criterion: (BB003)

The Partnership has carried out a thorough baseline curriculum review or audit on SRS and published the findings.

## UI Green Metric

### Criterion: Education (ED)

Number of courses related to environment and sustainability offered.

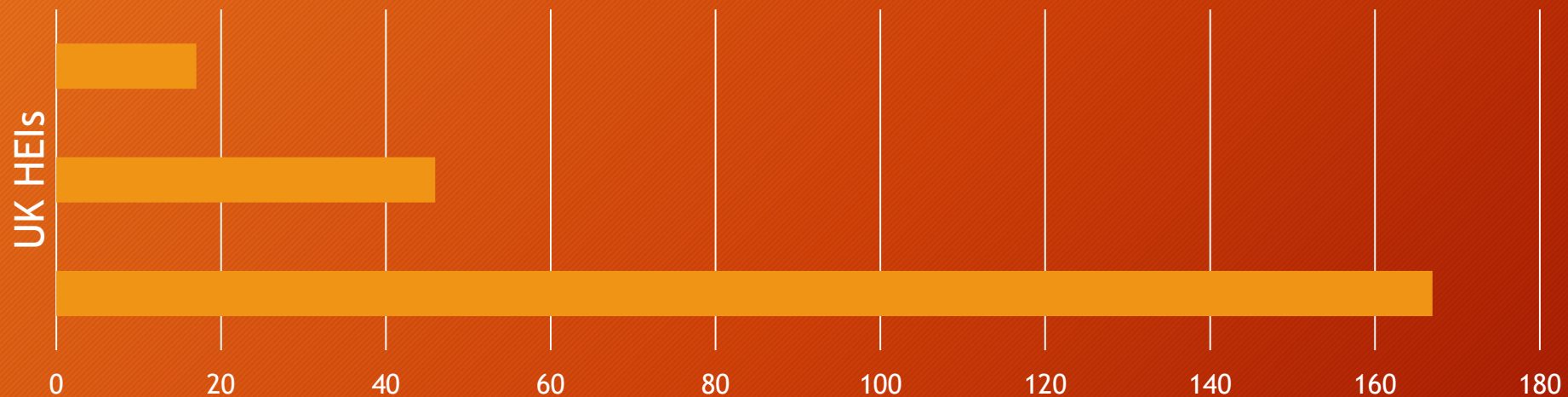
## STARS

### Criterion: Academic Courses (AC1)

Institution has conducted an inventory during the previous three years to identify 'sustainability courses' and 'courses that include sustainability'.

# Conclusion

Curriculum coverage in the sustainability reports of UK HEIs



□ **TEF *Student Outcomes and Learning Gain***: graduates ready to make 'a strong contribution to society, economy and the environment' (TEF 2016: 23)



# Thank you!

Katerina Kosta

Faculty of Humanities and Social Sciences

Oxford Brookes University

Headington Campus, Oxford

mail: [katerina.kosta-2016@brookes.ac.uk](mailto:katerina.kosta-2016@brookes.ac.uk)

tweet: [@katerinakosta1](https://twitter.com/katerinakosta1)

# References

Ceulemans K, Molderez I, Van Liedekerke L (2015b) Sustainability reporting in higher education: a comprehensive review of the recent literature and paths for further research. *Journal of Cleaner Production* 106: 127-143. doi: 10.1016/j.jclepro.2014.09.052

Lidstone L, Wright T, Sherren K (2015) An analysis of Canadian STARS-rated higher education sustainability policies. *Environment, Development and Sustainability* 17(2): 259-278. doi:10.1007/s10668-014-9598-6

Tierney A, Tweddell H, Willmore C (2015) Measuring education for sustainable development. *International Journal of Sustainability in Higher Education* 16(4): 507-522. doi: 10.1108/IJSHE-07-2013-0083

Vaughter P, McKenzie M, Lidstone L, Wright T (2016) Campus sustainability governance in Canada. *International Journal of Sustainability in Higher Education* 17(1): 16-39. doi: 10.1108/IJSHE-05-2014-0075